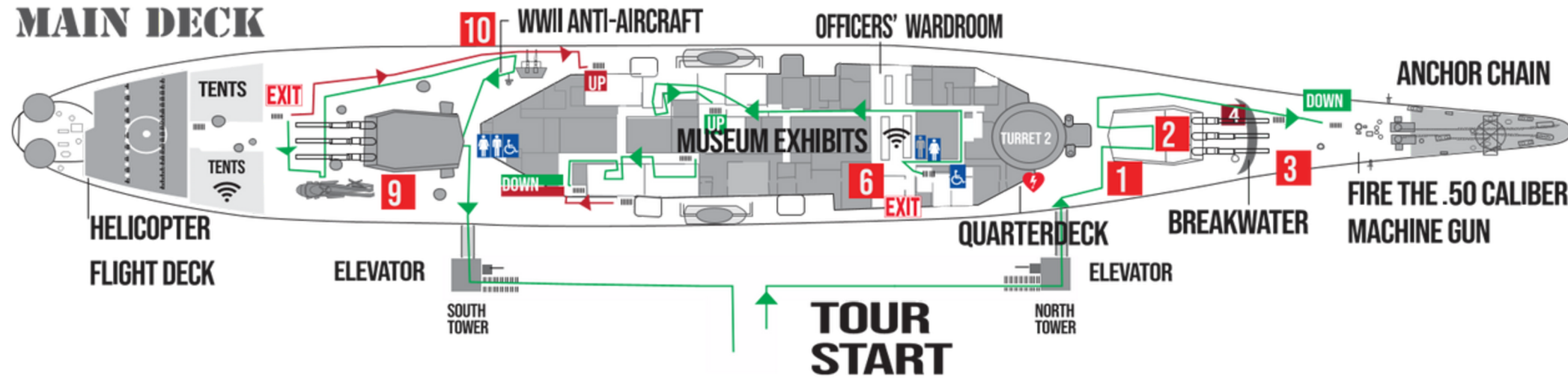
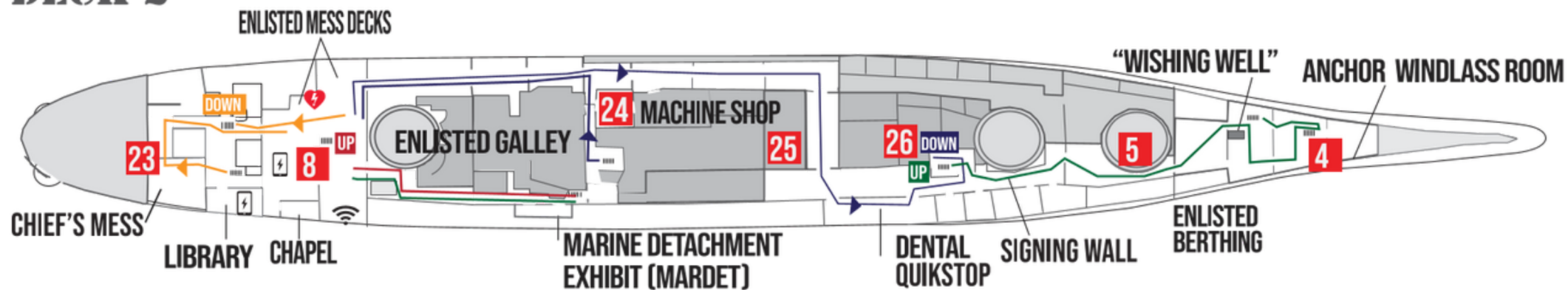


BATTLESHIP NEW JERSEY TOUR ROUTE GUIDE

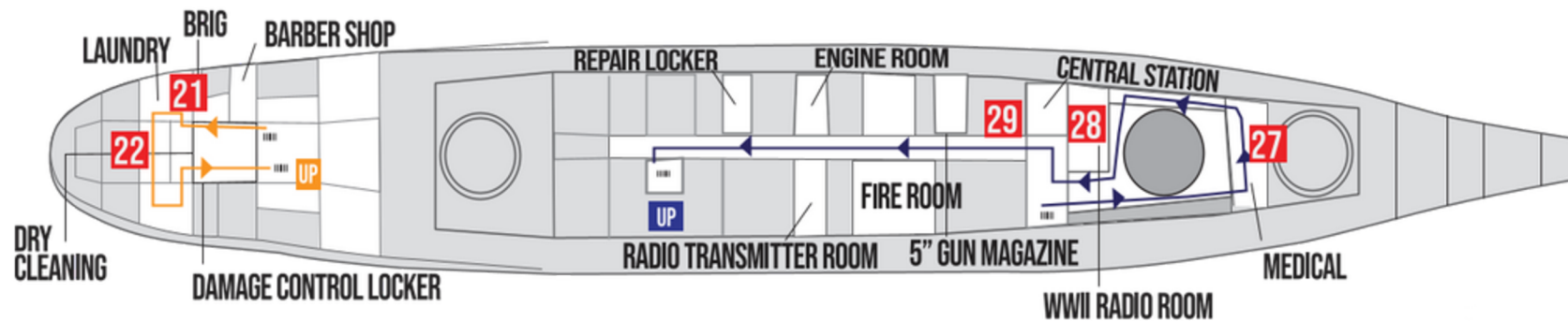
MAIN DECK



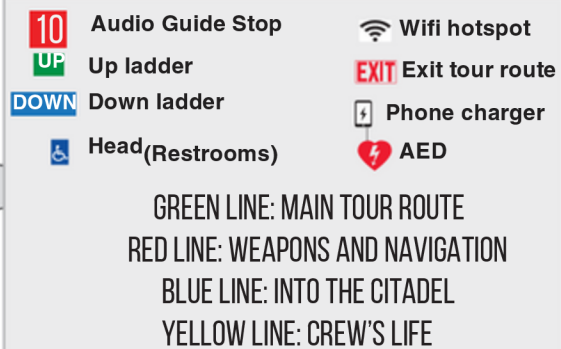
DECK 2



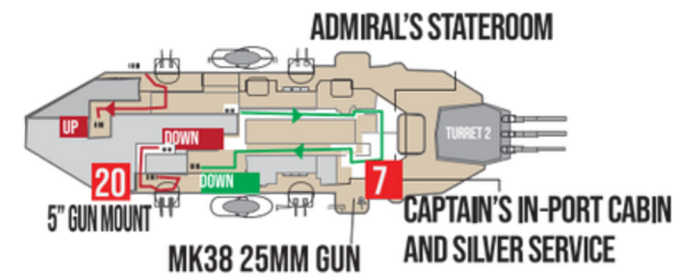
DECK 3



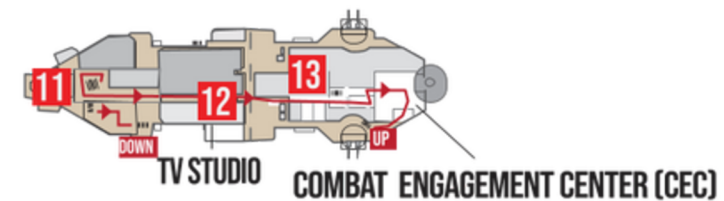
MAP KEY



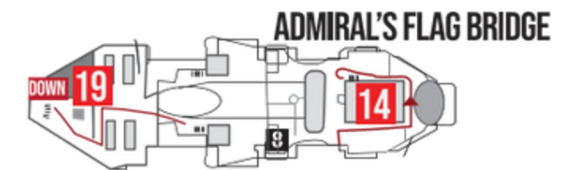
01 LEVEL



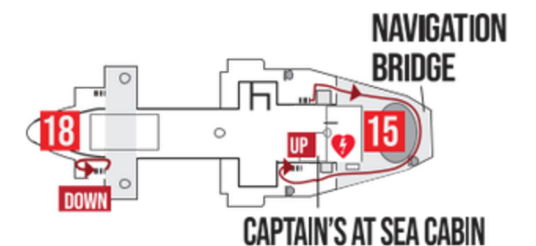
02 LEVEL



03 LEVEL



04 LEVEL



05 LEVEL



AUDIO
CODE
GUIDE
KEY

1	Introduction
2	Turret 1
3	Forecastle
4	Enlisted Berthing
5	Signing Wall
6	Wardroom
7	Admiral's Cabin
8	Galley/Mess decks
9	Helicopter
10	WWII Anti-Aircraft
11	Flight Control
12	TV Studio
13	CEC
14	Flag Bridge
15	Navigation Bridge
16	Open Bridge
17	CIWS
18	Boats
19	Missile Deck
20	5in Gun
21	Barber Shop
22	Laundry
23	Chiefs
24	Machine Shop
25	Post Office
26	Citadel
27	Medical
28	WWII Radio
29	Broadway



Battleship New Jersey
Quick Facts

Displacement: 57,500 tons
Length: 887' 7"
Draft: 37' 9"
Speed: 33 knots
Honors & Awards: 19 Battle & Campaign Stars

Laid Down: 16 September 1940
Launched: 7 December 1942
World War II Commission: 23 May 1943 – 30 June 1948
Korea Commission: 21 November 1950 – 21 August 1957
Vietnam Commission: 6 April 1968 – 17 December 1969
Cold War Commission: 8 December 1982 – 8 February 1991



Tour Route Highlights

- Green Line: Introductory Tour**
- Enlisted Berthing
 - Officers' Wardroom
 - Captain's Cabin
 - Museum Exhibits
- 1/2 MILE, 6 LADDERS, 30 - 45 Minutes**
- Red Line: Weapons and Navigation**
- Navigation Bridge
 - Missile Deck
 - Combat Engagement Center
- 1/3 MILE, 13 LADDERS, 30 - 45 Minutes**
- Yellow Line, Crew's Life:**
- Library
 - Laundry Facilities
 - Brig
 - Chief's Mess
- 1/10 MILE, 2 LADDERS, 5 - 10 Minutes**
- Blue Line, Into the Citadel:**
- Medical
 - World War II Radio Room
 - 16in Turret Barbette
 - Engine Rooms
- 1/4 MILE, 2 LADDERS, 15 - 30 Minutes**